

MODEL SPECIFICATIONS

Project Name: Orson

WNC P/N: 81XPAF15.G02

Author: Wistron NeWeb Corporation

Revision: 1.1

Revision Date: 2023/12/20

Contact Information

Sale and Technical Support	Bonnie.wu@wnc.com.tw
Website	www.wnc.com.tw

Revision History

Rev. #	Author	Summary of Changes	Date
0.1	Dennis Huang	New release	2023/10/30
1.0	Dennis Huang	Add WNC P/N	2023/12/06
1.1	Dennis Huang	Add silkscreen	2023/12/20

© Wistron NeWeb Corporation

THIS DOCUMENT AND THE INFORMATION CONTAINED HEREIN IS PROPRIETARY AND IS THE EXCLUSIVE PROPERTY OF WNC AND SHALL NOT BE DISTRIBUTED, REPRODUCED, OR DISCLOSED IN WHOLE OR IN PART WITHOUT PRIOR WRITTEN PERMISSION FROM WNC.

LIMITATION OF LIABILITY

THIS DOCUMENT AND THE INFORMATION CONTAINED HEREIN IS PURELY FOR DESIGN REFERENCE AND SUBJECT TO REVISION BY WNC AT ANY TIME. NOTHING IN THIS DOCUMENT SHALL BE CONSTRUED AS GRANTING ANY WARRANTY OR RIGHT TO USE THE MATERIAL CONTAINED HEREIN WITHOUT WNC'S PRIOR EXPRESS WRITTEN CONSENT. WNC SHALL NOT BE LIABLE FOR ANY USE, APPLICATION OR DEVELOPMENT DERIVED FROM THE MATERIAL WITHOUT SUCH PRIOR EXPRESS WRITTEN CONSENT.

1. Introduction

This specification covers the FPC antenna for GNSS.

2. Electrical Specifications

Electrical characteristics of antenna. The antenna has the electrical characteristics given in Table 1 under WNC standard installation conditions shown in the figure.

Electrical Characteristics			
GNSS	L1	L2	L5
Freq. (MHz)	1559~1610	1215~1247	1164~1215
V.S.W.R.	<2.0	<2.0	<2.0
Peak Gain	3.9dBi	3.8dBi	3.9dBi
Eff.%(max./avg.)	77/77	81/79	81/80
Impedance	50 Ohm		
Cable type	ϕ 1.37		
Cable length	189mm(from the PCB edge) (total length:200mm)		
Connector	IPEX MHF		
Dimension	27mm x 79mm (FPC)		

3. Environmental conditions

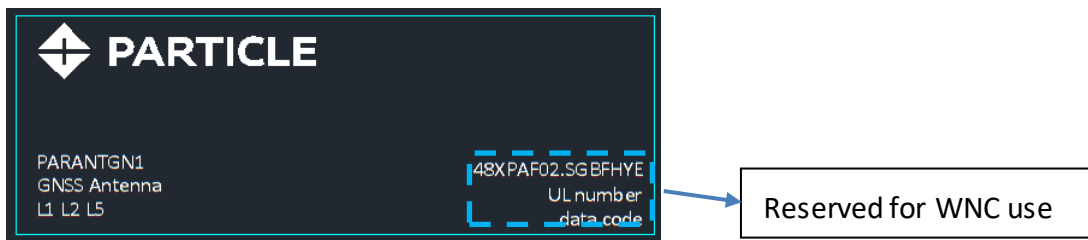
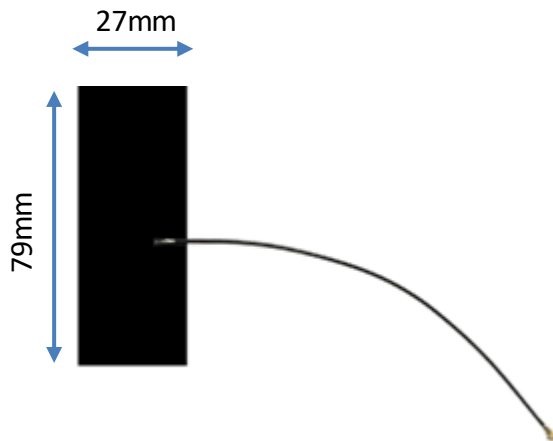
3.1 Operating conditions

The antenna has the electrical characteristics given in Tables 1 in the temperature range of -40°C to +105°C and under the environmental conditions of +40°C and 0-95% R.H.

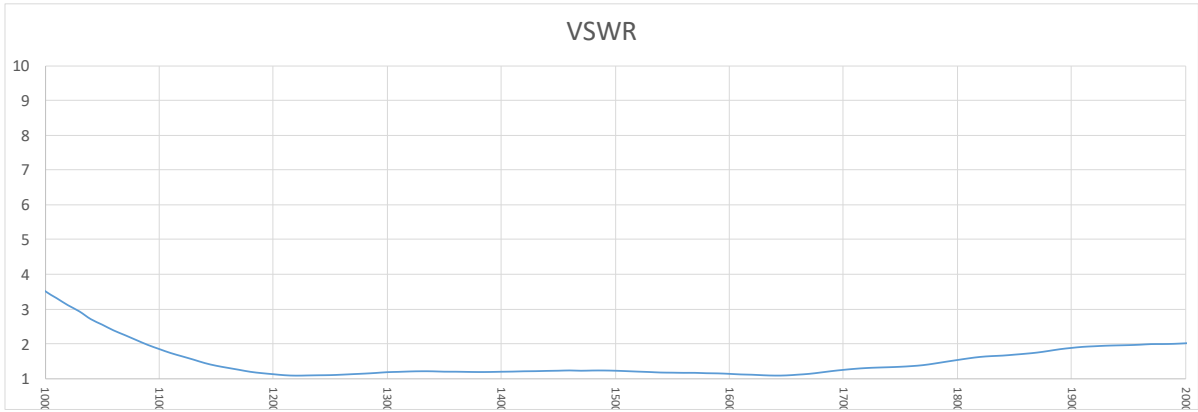
3.2 Storage temperature range

The storage temperature range of product is -40°C to +105°C.

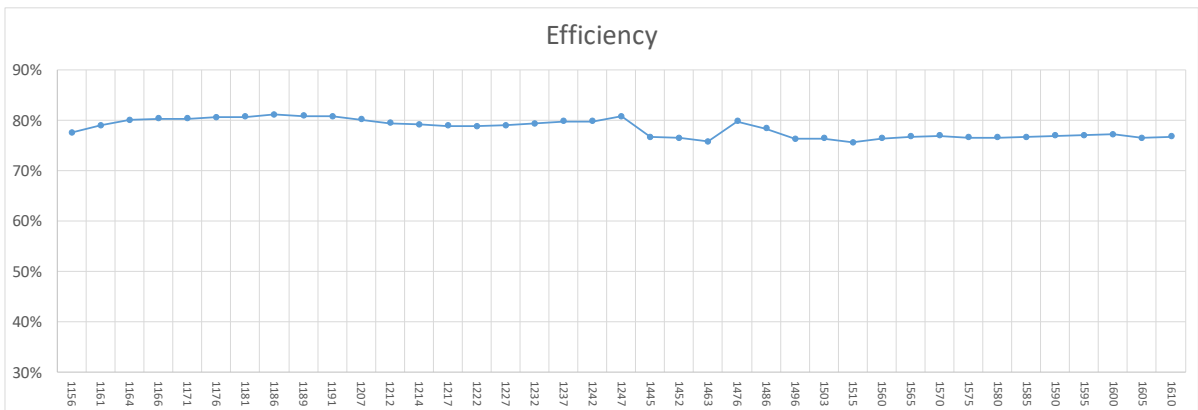
4. Shape and Dimension



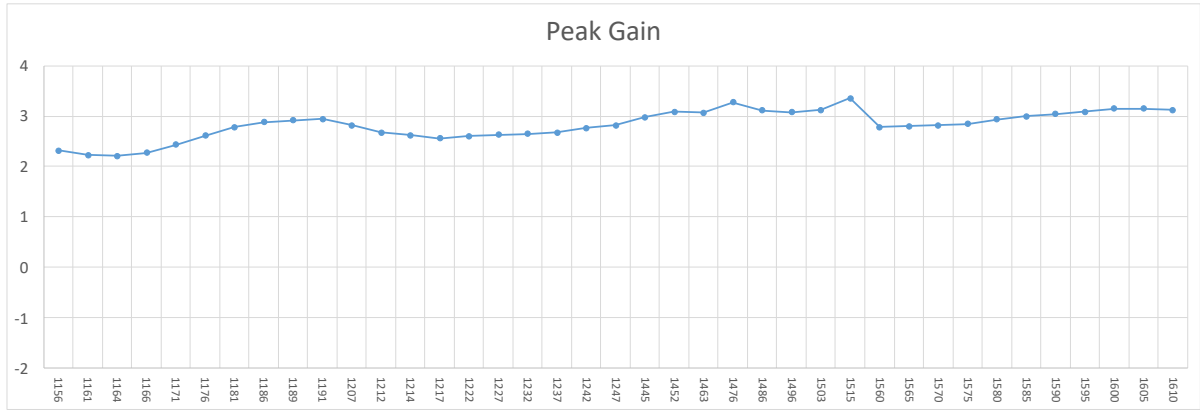
5. VSWR



6. Efficiency



7. Peak Gain



8. Raw Data

Freq. (MHz)	Efficiency	Avg. Gain	Peak Gain
1156	78%	-1.1	2.8
1161	79%	-1.0	3.0
1164	80%	-1.0	3.2
1166	80%	-0.9	3.3
1171	80%	-1.0	3.5
1176	81%	-0.9	3.7
1181	81%	-0.9	3.7
1186	81%	-0.9	3.8
1189	81%	-0.9	3.8
1191	81%	-0.9	3.8
1207	80%	-1.0	3.9
1212	79%	-1.0	3.8
1214	79%	-1.0	3.8
1217	79%	-1.0	3.7
1222	79%	-1.0	3.7
1227	79%	-1.0	3.6
1232	79%	-1.0	3.5
1237	80%	-1.0	3.4
1242	80%	-1.0	3.4
1247	81%	-0.9	3.4
1445	77%	-1.2	3.9
1452	77%	-1.2	4.0
1463	76%	-1.2	3.9
1476	80%	-1.0	4.2
1486	78%	-1.1	3.9
1496	76%	-1.2	3.7
1503	76%	-1.2	3.6
1515	76%	-1.2	3.6
1560	76%	-1.2	3.9
1565	77%	-1.1	3.9
1570	77%	-1.1	3.8
1575	77%	-1.2	3.7
1580	77%	-1.2	3.7
1585	77%	-1.2	3.7
1590	77%	-1.1	3.7
1595	77%	-1.1	3.6
1600	77%	-1.1	3.6
1605	77%	-1.2	3.5
1610	77%	-1.2	3.4

9. Radiation Pattern

